

**Directorate of Fisheries
Jharkhand, Ranchi**

File No.- Fisheries/II/Sub Pl./77 (Part)/2020-21/98/1 Ranchi, Dated: 1/6/2023

From :

Dr. H.N Dwivedi
Director Fisheries
Jharkhand, Ranchi

To

The Chief Executive
National Fisheries Development Board
Pillar No. 235, PVNR Expressway, SVPNPA post
Hyderabad-500052

Sub: Submission of SLAMC approved Plan Proposal along with DPRS from Jharkhand State under Scheme " Pradhan Mantri Matsya Sampda Yojna for the current Year 2023-24.

Ref.: Letter No. J-117012/1/2020-Fy (E-15991) dated 01.05.2023

Sir,

With reference to the subject cited above, I have to say that detail Action Plan Proposal of PMMSY was placed before SLAMC on 26.05.2023. As approved by the SLAMC the Action Plan for the FY 2023-24 is attached herewith for your kind perusal and needful action.


Paper advertisement for FY 2024-25 has been done and the District Fisheries Officers have been directed to submit the detail Action Plan after approval of the District Level Committee. It would be sent to NFDB soon.

The bind hard copy along with other details will be following soon.

With due regards

Annex.- As mentioned above

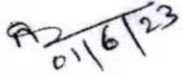
Yours sincerely


(H.N. Dwivedi)
Director Fisheries
Jharkhand, Ranchi

Memo No. 98/1...../Fisheries/Ranchi/dated. 01/06/2023

Copy to:

1. Sri Sagar Mehra, Joint Secretary, Govt. of India, Department of Fisheries, New Delhi for information and necessary action.(DPR Attached).
2. Secretary, Department of Agriculture, Animal husbandry and Co-operative, Govt. of Jharkhand for kind Information.


Director Fisheries



DEPARTMENT OF AGRICULTURE, ANIMAL HUSBANDRY AND CO-OPERATIVE

SLAMC APPROVED PROPOSALS UNDER PMMSY

(2023-24)

**DIRECTORATE OF FISHERIES
JHARKHAND, RANCHI**

(Email - fisheriesjharkhand@gmail.com)

981
1/6/23

INDEX

Sl. No.	Content	Page No.
1	Executive Summary	1
2	Jharkhand at a glance	2 - 3
3	Projected Financial Proposal (Summary)	4
4	Sharing of Funds	5
5	Implementation Strategy	6
6	Proceedings of SLAMCs	7-12
7	Consolidated financial proposal after SLAMCs	13-24
8	Category wise Demand Summary	25
9	DPRs of Different Components	26- 126

981
17/6/23

1

Govt. of Jharkhand
Dept. of Agriculture, Animal Husbandry & Cooperative
(Directorate of Fisheries)

1. Back Ground & Executive Summary-

Government of India has launched Pradhan Mantri Matsya Sampada Yojana (2020-21 to 2024-25) with an objective to address critical gaps in fish production and productivity, technology, post-harvest infrastructure and management, modernization and strengthening of value chain, traceability, establishing a robust fisheries management framework and fishers' welfare. It is a scheme envisages to add 70 lakh tonnes of additional fish production in next 5 years all over India. It will increase fish production by around 40%, increase per hectare water area productivity upto 5-6 tonnes of fish per hectare per year. This will create conducive environment for private sector participation, ease of doing business, innovations and innovative projects, infusing new technologies like RAS (Re-circulatory Aquaculture System), Biofloc Culture System with focussed fisheries development in aspirational districts. It is also focussed to minimise the post-harvest losses.

- a) Directorate of Fisheries, Jharkhand, Ranchi is submitting SLAMC approved proposal of Rs 396.6979 Crores in which CSS- Beneficiary Oriented is of Rs. 239.88 Crores and CSS- Non Beneficiary Oriented is of Rs. 156.8179 Crores for FY 2023-24. Administrative Expenses @ 2.5% of Central Share which is to be divided among GoI, NFDB and the State comes to Rs 447.146 lakh which is not included in demanded Central Share.

b) The proposal approved from DLC and SLAMC

c) Centrally Sponsored Scheme

	Amount (Rs. in Crores)
1. Beneficiary Oriented	239.88
2. Non Beneficiary Oriented Scheme	156.8179
Total value of Approved proposal (Rs. in crores)	396.6979

d) Share of Central Govt., State Govt. and Beneficiaries will be as below-

	Amount in Crores
• Estimated Central Government Component	: 178.8583
• Estimated State Government Component	: 119.2388
• Estimated Beneficiary Component	: 98.6004
• Total Project Cost	: 396.6979
• Administrative Expenses	: 4.47146

Subsidy component for the general category is 40% and for SC/ST/Women is 60%. The proposal has been prepared according to the proposals submitted by Districts Fisheries Officers as approved by DLCs.

de

de

de

981
1/6/23

2. Jharkhand at a Glance-

2

2.1 General profile – Resources and population of fishers:

Jharkhand is predominantly an agriculture state. The major dependence of farming and its allied activities on rainfall has resulted in a meagre income from the small holdings of the community and has constrained the development of rural areas. The fisheries is an integral part of rural households more so, for the traditional fishermen whose livelihood is inseparably linked with fishing. An estimated 1.65 lakh fishermen in the state traditionally depend on fisheries and the activity provides secondary source of income and employment to all these rural households.

With over 75% of its 4.01 crores population (projected population of the state in FY 2022-23) depending on meat, mainly fresh fish, it is almost a staple food. The very large fish eating population comprising a wide range of ethnic groups and clans in tribal areas forms 70% of the population. With such a huge demand, the per capita fish consumption is 11.43 kg/year and the per capita availability of fish is low compared to the national average.

The existing demand for fish in the state is partly met through supplies from outside as the internal production is not adequate to meet the demand. On the other hand, fishes produced through cage culture in reservoirs are often sent to neighbouring states like Bihar, West Bengal and Orissa. The state has a large number of vast and diverse water bodies, developed for multiple purposes supplementing and complementing agriculture and allied activities. The state is blessed with sizeable water spread area in the form of rivers (1800 Kms), reservoirs (436 nos. ranging 20ha. to 16000 ha. with a total area around 145426 ha.), tanks (87202 ha.) and a good number of check dams, dobha and other water bodies viz., Ahars, coal pits, stone quarries etc. As large area is still underutilized, these resources thus have an immense potential for development of fisheries and aquaculture.

As for the type of water bodies in use, it is the tanks and reservoirs that form the major focus of fisheries development in Jharkhand. A significant number of water bodies are mainly rain water harvesting tanks accounting for more than one lakh. Of them, over 85% of the tanks with about 80% share in the total water spread area are in the private sector.

The fisheries sector in Jharkhand has been witnessing a phenomenal growth over the last decade with fish production growing more than three times to reach from 0.70 lakh MT in 2009-10 to **2.80 lakh MT in 2022-23**.

Most of the credit goes to the hard working fishers and technological support from Gol in introducing new schemes like Cage culture in reservoirs, RAS, Pen/RFF culture and Ornamental Fisheries.

The present availability of fish per capita per year is 8.15 kg in year 2019-20 (with a presumption of 70% fish eating population) and the projected availability with the help of PMMSY (FY 2024-25) is 12.41 kg per capita per year, keeping in mind the exponential growth of population also.

981
16/23

[Signature]

[Signature]

[Signature]

3

With such prospects ahead, the state has an ambitious plan to reach productivity level of over 5000 kg/ha in managed tanks as against the present average fish production is around 2150 kg /ha /year (National average: 2900 kgs). In the case of reservoirs, which are grossly underutilized, the state has been making concerted efforts through continuous stocking of fingerlings and promoting organized fishing, introduction of Cage culture in most of the suitable reservoirs and Pen/RFF culture of fish in reservoirs. This has been amply rewarded with fish catch in reservoirs.

With an annual production of 2.80 lakh MT of fish in 2022-23, the contribution of fisheries sector in total GSDP (Gross State Domestic Product) of the state at current prices is Rs. 371075.87 Crores.

Fisheries has always been a priority sector in the Department of Agriculture, Animal Husbandry & Cooperative. The Government aims at increasing fish production and productivity by providing backward and forward linkages, enhancing livelihoods of fishers, achieving self-sufficiency in production of fish seed, ensuring availability of fish to the consumers at an affordable price and in hygienic condition by improving the marketing infrastructure, and implementing welfare programs. Fisheries is one of the fast growing sectors generating income and employment in the State and, as well as contributing a lot to the State GSDP.

2.2 Schemes of Directorate of Fisheries:

The Directorate of Fisheries under Agriculture, Animal Husbandry & Cooperative Department is the prime agency behind holistic development of fisheries sector with the following fisheries developmental, welfare and extension programs or schemes. The department has implemented various schemes with an outlay of Rs.182.52 crores under State Plan. Further financial assistance from NFDB and GOI are under active consideration.

Developmental Schemes:

1. Reclamation and Development of Tank and Reservoir Fisheries.
2. Fisheries Extension, Research and Training Scheme
3. Grant-in-aid to JHASCOFISH
4. Fish Marketing Scheme
5. Feed Based Fisheries
6. Establishment of Fish Seed Hatcheries
7. Integrated Fish Culture Scheme
8. RKVY Schemes (Stream-I, Stream-II and NMPS)
9. PMMSY including Group Accident Insurance Scheme

di

bb.

m

981
1/6/23

3. Projected Financial Proposal (Approved by SLAMC)

(6)

The Directorate of Fisheries, Jharkhand under Department of Agriculture, Animal Husbandry and Cooperative is hereby submitting the proposal of Rs. 40116.936 (including Administrative Expenses) for the year 2023-24 as per details below -:

Sl. No	Components	Amount (Rs. In Lakh)
A	Centrally Sponsored Scheme	
1	Beneficiary Oriented	
a	Enhancement of Production & Productivity	. 23988.00
b	Infrastructure & Post Harvest management	
2	Non-Beneficiary Oriented	
a	Enhancement of Production & Productivity and Aquatic Health Management	15681.79
Total value of the SLAMC approved Proposal		39669.79
Administrative Expenses		447.146
Grand Total		40116.936

[Handwritten signature]

[Handwritten signature]

[Handwritten mark]

981
16/23

Sharing of Funds between Centre/State and Beneficiaries:

5

PMMSY will be implemented with the following funding pattern and share

(A) Central Sector Scheme (CS)

A.1 The entire project/unit cost will be borne by the Central Government (ie, 100% Central funding)

A.2 Whenever direct beneficiary oriented ie. Individual /group activities are undertaken by the entities of central government including NFDB, the central assistance will be upto 40% of the unit/project cost for General category and 60% for SC/ST/women category.

(B) Centrally Sponsored Scheme (CSS)

B.1 Non- Beneficiary Oriented Scheme

The entire project/unit cost will be shared between Centre and State as detailed below- Jharkhand- 60% Central share
40% State share

B.2 Beneficiary Oriented Scheme

The government financial assistance of both Centre and State together will be limited to 40% of the project cost/unit cost for General Category and 60% for SC/ST/Women. The subsidy pattern for large RAS (Unit cost Rs. 50.00 lakh) has been decreased to 20% for General category & 25% of unit cost for SC/ST/Women from existing 40% and 60 % respectively(As per letter No. of 117012-3/2020-FY dated 12 December 2022 of Department of Fisheries, GOI). This assistance would be shared between centre and state on 60:40 ratio.

di

di

di

98/
1/6/23

Implementation Strategy:

6

- The Scheme will be implemented by Department of Agriculture, Animal Husbandry and Co-operative through the Directorate of Fisheries, Jharkhand.
- The End implementing Agencies would be the District Fisheries Offices of all the 24 districts of the State.
- All the applications are being processed in the respective districts.
- Selection of beneficiaries will be done by DLC duly constituted in each district by Govt. notification and the Deputy Commissioner of the district is chairman of DLC.
- The compiled recommendations of DLCs will be placed before SLAMC for its consent. A copy of the approved projects by SLAMC will be sent to NFDB and DoF, GoI.
- After proper budget provisions the scheme will be sanctioned after proper approval of the sanctioning authority.

dk

dk

dk

दिनांक 26.05.2023 को 3:30 बजे अपराह्न में सचिव, कृषि, पशुपालन एवं सहकारिता विभाग की अध्यक्षता में प्रधानमंत्री मत्स्य सम्पदा योजना अन्तर्गत गठित राज्य स्तरीय अनुमोदन एवं अनुश्रवण समिति (State Level Approval & Monitoring Committee-SLAMC) की आहूत बैठक की कार्यवाही:-

उपस्थिति :-

1. श्री अबुबक्कर सिद्दीख पी०, भा०प्र०से०
सचिव, कृषि, पशुपालन एवं सहकारिता विभाग, झारखण्ड सरकार
2. श्री राज कुमार गुप्ता,
संयुक्त सचिव, कृषि, पशुपालन एवं सहकारिता विभाग, झारखण्ड सरकार
विशेष आमंत्रित।
3. श्री एच० के० लोहानी
अधीक्षण अभियंता, जल संसाधन विभाग, झारखण्ड
4. श्री लखन राम नायक,
अवर सचिव, ग्रामीण विकास विभाग (पंचायती राज), झारखण्ड
5. श्री रणवीर सिंह,
उप महाप्रबंधक, एस०एल०बी०सी०
6. डॉ० ए० के० सिंह
अधिष्ठाता, मात्स्यिकी, बिरसा कृषि विश्वविद्यालय, राँची
7. डॉ० एच० एन० द्विवेदी
निदेशक मत्स्य, झारखण्ड, राँची

कार्यवाही सं० 01 :- गत बैठक की संपुष्टि।

PMMSY योजनान्तर्गत गठित राज्य स्तरीय अनुमोदन एवं अनुश्रवण समिति (State Level Approval & Monitoring Committee-SLAMC) की दिनांक 31.05.2022 को सम्पन्न बैठक की कार्यवाही संपुष्टि की गई।

निदेशक मत्स्य-सह-सदस्य सचिव द्वारा बैठक में उपस्थित सभी पदाधिकारियों का स्वागत करते हुए प्रधानमंत्री मत्स्य सम्पदा योजना के बारे में प्रारंभिक जानकारियाँ दी गईं। प्रथम चरण में यह योजना वित्तीय वर्ष 2020-21 से 2024-25 अर्थात् 5 वर्षों के लिए लागू की गई है।

वित्तीय वर्ष 2022-23 के लिए SLAMC की अनुशंसा उपरांत पत्रांक 974 दिनांक 15.06.2022 द्वारा भारत सरकार को प्रेषित प्रस्ताव के क्रम में मत्स्य पालन, पशुपालन एवं डेयरी मंत्रालय, भारत सरकार के पत्रांक j-01011/1/2020-Fy दिनांक 11.08.2022 द्वारा 83.522 करोड़ रु० मात्र का प्रशासनिक अनुमोदन प्रदान किया गया है जिसमें केन्द्रांश 29.00736 करोड़ रु० है। इसके विरुद्ध 7.2518 करोड़ रु० मात्र प्रथम किस्त के रूप में विमुक्त हैं।

अब तक भारत सरकार एवं राज्य सरकार के शेयर को मिलाकर अनुदान की कुल राशि मो० 169.54 करोड़ (केन्द्रांश-101.76 एवं राज्यांश- 67.78 करोड़) रु० की स्वीकृति प्रदान की गई है, जिसके विरुद्ध अब तक कुल मो० 93.93 करोड़ रु० (केन्द्रांश-56.36 एवं राज्यांश- 37.57 करोड़) रु० विमुक्त की गई है। जिसके विरुद्ध अब तक मो० 57 करोड़ रु० व्यय किया जा चुका है।

980
01-06-2023

सचिव महोदय द्वारा निदेशित किया गया कि यथाशीघ्र 75 प्रतिशत राशि व्यय की जाय एवं उपयोगिता प्रमाण पत्र भारत सरकार को भेजते हुए राशि विमुक्त करने का अनुरोध किया जाय।

कार्यवाही सं0 02 :- वित्तीय वर्ष 2023-24 के कार्ययोजना पर विचार

मत्स्य पालन, पशुपालन एवं गव्य विकास मंत्रालय, भारत सरकार के पत्रांक J-117012/1/2020-Fy (E-15991) दिनांक 05.04.2023 द्वारा चालू वित्तीय वर्ष 2023-24 के लिए सभी प्रदेशों के लिए प्रधानमंत्री मत्स्य सम्पदा योजना का प्रशासनिक अनुमोदन निर्गत किया गया है। साथ ही पत्रांक J-117012/1/2020-Fy (E-15991) दिनांक 01.05.2023 द्वारा वित्तीय वर्ष 2023-24 के लिये केन्द्रांश मद में मो0 13.00 करोड़ रू0 की राशि कर्णांकित है साथ ही भारत सरकार द्वारा यह भी अंकित किया गया है कि योजनाओं के क्रियान्वयन में गति एवं सफलता प्राप्त होने से राज्य का allocation बढ़ाया जा सकता है।

योजनाओं एवं लाभुकों का चयन जिला स्तर पर, जिले के उपायुक्त की अध्यक्षता में गठित "जिला स्तरीय समिति" द्वारा होता है। वित्तीय वर्ष 2023-24 के लिए जिला स्तरीय समिति से अनुमोदित योजनाओं (Beneficiary Orientated Components) को राज्य स्तरीय अनुमोदन एवं अनुश्रवण समिति (State Level Approval & Monitoring Committee-SLAMC) के विचारार्थ रखा गया।

निदेशक मत्स्य द्वारा कमिटी को बताया गया कि प्रधानमंत्री मत्स्य सम्पदा योजना में लाभुकों को 40% से 60% तक अपना अंशदान लगाना होता है। हितधारकों की वित्तीय स्थिति को देखते हुए तथा इस योजना को गति देने हेतु राज्य सरकार द्वारा सैद्धान्तिक रूप से स्टेट टॉपअप (राज्य योजना से लाभुकों को अतिरिक्त सहायता) की योजना की स्वीकृति प्रदान की गई है।

Beneficiary Orientated Components for the FY- 2023-24

Category wise Tentative Proposal of Beneficiary Oriented Activities under Centrally Sponsored Components of PMMSY for 2023-24 (Rs. in lakh)

Sl. No.	Category	Total cost	Gol Share	State Share	Beneficiary Share	Percentage
1	2	3	4	5	6	7
1	GEN	1011.70	236.81	157.87	617.02	06%
2	ST	7199.00	2591.64	1727.76	2879.60	29%
3	SC	3773.35	1358.41	905.60	1509.34	16%
4	WOMEN	12003.95	4289.92	2859.95	4854.08	49%
Sub Total (A)		23988.00	8476.78	5651.18	9860.40	

लाभुकों की अनुमानित सं0 6317 होगी।

चालू वित्तीय वर्ष 2023-24 के लिए मछुआरों की सामूहिक दुर्घटना बीमा योजना की भी अनुशांसा का प्रस्ताव SLAMC के विचारार्थ प्रस्तुत किया गया। इस वर्ष 1,65,000 सक्रिय मछुआरों के बीमा का प्रस्ताव है।

SLAMC के विचारार्थ सरकारी क्षेत्र की वैसी योजनाओं को भी रखा गया जिनकी अनुशांसा वित्तीय वर्ष 2022-23 के लिए दिनांक 31.05.2022 की सम्पन्न बैठक में की गई थी। निदेशक मत्स्य द्वारा बताया गया कि महेशपुर मत्स्य प्रक्षेत्र, राँची के विकास की योजना राज्य योजना

980
01-06-2023

(Handwritten signatures)

अन्तर्गत स्वीकृत है तथा इसकी सूचना NFDDB को पत्रांक 860 दिनांक 15.05.2023 द्वारा प्रेषित है, अतः इसको छोड़कर निम्न योजनाओं को पुनः अनुशंसित करने का अनुरोध है।

Non-Beneficiary Oriented Components:

Sl. No	Name of Activity	Total cost	Govt Share	State Share	Beneficiary Share
1	2	3	4	5	6
A	ENHANCEMENT OF FISH PRODUCTION AND PRODUCTIVITY				
1	Development of Inland Fisheries and Aquaculture				
1.1	Establishment of Brood Banks	500.00	300.00	200.00	0.00
	Sub Total	500.00	300.00	200.00	0.00
1.3	Integrated Aqua park (IAPs)	5000.00	3000.00	2000.00	0.00
		10000.00	6000.00	4000.00	0.00
	Sub Total	15000.00	9000.00	6000.00	0.00
7	Aquatic Health Management				
7.1	Establishment of disease diagnostic & quality testing lab.	25.00	15.00	10.00	0.00
	Sub Total	25.00	15.00	10.00	0.00
14.2	Insurance coverage for 1,65,000 fishers	156.79	94.0500	62.7000	0.00
	Sub Total (B)	156.79	94.05	62.70	0.00
	Govt. Sector Total	15681.79	9409.05	6272.70	0.00
	Grand Total	39669.79	17885.83	11923.88	9860.04
18.1 (Chapter-1)	Administrative Expenses (@ 2.5%)*	0.000	447.146	0.000	0.000
	TOTAL CENTRAL SHARE	0.000	18332.976	0.000	0.000

निदेशक मत्स्य द्वारा वित्तीय वर्ष 2020-21, 2021-22 तथा 2022-23 में भारत सरकार द्वारा स्वीकृत परियोजनाओं के विरुद्ध भौतिक प्रगति की प्रस्तुति भी SLAMC के समक्ष रखी गई।

वित्तीय वर्ष 2023-24 की प्रस्तावित योजनाओं (अनुलग्नक 1) पर विस्तृत विचार विमर्श के उपरांत निम्न शर्तों के साथ अनुमोदन/अनुशंसित की गई-

1. योजनाओं का लाभुक चयन पारदर्शी तरीके से हो तथा ज्यादा संख्या में लाभुक आच्छादित हो।
2. प्रधानमंत्री मत्स्य सम्पदा योजना के दिशानिदेशों का अनुपालन करने का निदेश सचिव महोदय द्वारा दिया गया।
3. जिला स्तरीय समिति से अनुमोदित बड़ी योजनाओं का डी0 पी0 आर0, भूमि की उपलब्धता, अधिष्ठापित होने वाले मशीन/उपकरणों के कोटेशन/टेंडर एवं डिटेल्स तथा

980
01-06-2023

(Handwritten signatures and initials)


कार्यान्वयन का टाईम-लाईन आदि निर्धारित किया जाए। जिला मत्स्य पदाधिकारी यह सुनिश्चित हो लेंगे कि लाभुकों द्वारा समर्पित डी0 पी0 आर0 में उल्लेखित भूमि के संबंध में यथोचित प्रमाण दिया गया हो।

4. जिला स्तरीय समिति से अनुमोदित अन्य परियोजना प्रस्तावों की समीक्षा जिला मत्स्य पदाधिकारी द्वारा कराते हुए अगली SLAMC के विचारार्थ उपस्थापित करने का भी निदेश दिया गया। मछुआरों की समूहिक दुर्घटना बीमा योजना की अनुशांसा के क्रम में निदेश दिया गया कि सभी जिलों के DLC से यह योजना अनुशांसित हो, अवश्यकतानुसार घटनोत्तर स्वीकृति भी प्राप्त की जाय।

इस योजना का अधिकतम प्रचार प्रसार गाँवों तक किया जाय।

5. सचिव महोदय द्वारा यह भी निदेश दिया गया कि अगले वर्ष से इस योजना के कार्ययोजना के अनुमोदन (DLC की बैठक आदि) के लिए पूर्व निर्धारित "टाईम-लाईन" का अनुपालन किया जाए।
6. प्रधानमंत्री मत्स्य सम्पदा योजना के Norms (प्रावधानों) के अनुरूप प्रस्तावित योजनाओं का क्रियान्वयन किया जाना सभी जिला मत्स्य पदाधिकारियों द्वारा सुनिश्चित किया जाएगा।
7. कार्ययोजना एवं लाभुकों के चयन के लिए जिला स्तरीय समितियाँ (DLCs) एवं संबंधित जिला मत्स्य पदाधिकारी (सदस्य सचिव) ही उत्तरदायी होंगे।
8. जहाँ लागू हो ऐसी योजनाओं में तकनीकी स्वीकृति के साथ योजना प्राक्कलन अवश्य रहे।
9. योजना का क्रियान्वयन/सामग्रियों का क्रय आदि में पारदर्शी प्रक्रिया एवं वित्तीय नियमों का पालन हो।
10. प्रधानमंत्री मत्स्य सम्पदा योजना के अधीन निर्धारित दिशा निदेशों का अनुपालन करते हुए Beneficiary Oriented सभी योजनाओं का डी0पी0आर0, भूमि की उपलब्धता, मशीन उपकरणों के Specification सहित लाभुक स्वयं संबंधित जिला मत्स्य कार्यालय में एक निश्चित अवधि के भीतर जमा करेंगे।
11. प्रधानमंत्री मत्स्य सम्पदा योजना के निर्धारित गाईडलाईंस को डी0पी0आर0 का आधार बनाया जाएगा।
12. परियोजना स्थल की Geo-tagging तथा फोटोग्राफी भी करायी जाएगी।
13. मत्स्य निदेशालय में State Project Unit (SPU) का गठन एवं जिला स्तर पर, इस योजना के गाईडलाईंस के अनुसार District Project Unit (DPU) का गठन की प्रक्रिया तेज की जाय एवं एक माह के अन्दर यूनिट का गठन हो जाय।
14. जिला स्तर पर मत्स्य प्रसार पदाधिकारी अथवा मत्स्य प्रसार पर्यवेक्षक प्रथम स्तरीय अनुश्रवण पदाधिकारी तथा जिला मत्स्य पदाधिकारी द्वितीय स्तरीय अनुश्रवण पदाधिकारी होंगे। सभी जिला मत्स्य पदाधिकारी परियोजनाओं की सफलता हेतु अधिकतम प्रयास करेंगे।

980
01-06-2023



15. निर्माण संबंधित परियोजनाओं के नियमित अनुश्रवण हेतु जिला स्तर पर उपायुक्त द्वारा नामित सक्षम अभियंताओं की सेवा ली जाएगी।
16. निर्माण संबंधित योजनाओं के क्रियान्वयन के पूर्व सक्षम स्तर से तकनीकी स्वीकृति प्राप्त की जाएगी।
17. किसी भी तरह की तकनीकी सहायता जो जिला स्तर पर संभव नहीं हो, उसमें मत्स्य निदेशालय अथवा एन0एफ0डी0बी0 की सहायता प्राप्त की जाएगी।
18. लाभुकों के चयन में पूरी पारदर्शी प्रक्रिया अपनायी जाएगी तथा लाभुक का आधार नम्बर एवं बैंक खाता संख्या को tag किया जायेगा तथा अनुदान की राशि PFMS अथवा भारत सरकार के दिशा निदेश में भुगतान की जाएगी।
19. तृतीय पक्ष मूल्यांकन हेतु भारत-सरकार के निदेशों का अनुपालन किया जायेगा।
20. राज्य योजना तथा अन्य किसी योजना से एक ही कार्य के लिए लाभुकों को दोहरा-लाभ प्राप्त नहीं हो।
21. निदेशक मत्स्य यह सुनिश्चित करेंगे कि सभी योजनाएँ जिला स्तरीय समिति से विधिवत अनुमोदित हों।
22. यह भी सुनिश्चित किया जाए कि सभी लाभुकों का चयन इस योजना की मार्गदर्शिका के अनुरूप पात्र कोटि (eligible category) के अन्तर्गत हो।
23. जिला स्तरीय समिति, प्रधानमंत्री मत्स्य सम्पदा योजना की मार्गदर्शिका के अनुसार योजनाओं के अभिसरण (convergence) का प्रयास करेगी।
जिलों में रियरिंग तालाब/ग्रो-आउट तालाबों के लाभुकों को जिला उद्यान पदाधिकारी के माध्यम से पौधे दिलाए जायें जो तालाबों के मेढ़ पर लग सकें।
24. एसोसिएट डीन, मात्स्यिकी महाविद्यालय, गुमला द्वारा सुझाव दिया गया कि राज्य के लिये इस योजना के केंद्रांश के कुल allocation मो0 183 करोड़ रू0 का पूर्ण उपयोग करने का मत्स्य निदेशालय प्रयास करे।
25. योजनाओं के सफल क्रियान्वयन को दृष्टिपथ में रखते हुये लाभुकों को बैंको से वित्तीय सहायता प्रदान करने हेतु अपेक्षित सहयोग प्रदान की जाए।


अन्यान्य :


1. वित्तीय वर्ष 2022-23 में सरकारी क्षेत्र के लिए देवघर में फिश ब्रूड-बैंक की अनुशंसा की गई थी तथा NFDB के माध्यम से भारत सरकार को प्रस्ताव प्रेषित था। किन्तु भारत सरकार से स्वीकृति एवं राशि प्राप्त नहीं हो सकी। इस प्रस्ताव की स्वीकृति भारत सरकार से प्राप्त करने हेतु उसे पुनर्विधिकृत करते हुए वर्ष 2023-24 की योजना में शामिल करने का निर्णय लिया गया।
2. प्रधानमंत्री मत्स्य सम्पदा योजना का जिलावार 3-4 Success Stories तैयार किए जाएँ तथा जिलों में किसी component के successful model का स्थल भ्रमण अन्य जिलों के लाभुकों को भी कराया जाय।


980
01-06-2023


(Handwritten signatures and initials)


उक्त राशि के अन्तर्गत परियोजना प्रस्ताव की एक-एक प्रति भारत सरकार तथा एन0एफ0डी0बी0 को प्रेषित करने का निदेश सदस्य सचिव को दिया गया।
अन्त में धन्यवाद के साथ बैठक समाप्त की गई।



(डॉ एच0 एन0 द्विवेदी)
निदेशक मत्स्य
झारखण्ड, राँची



(डॉ ए0 के0 सिंह)
अधिष्ठाता मात्स्यकी
बिरसा कृषि विश्वविद्यालय,
राँची


(रणवीर सिंह)
उप महाप्रबंधक,
एस0एल0बी0सी0

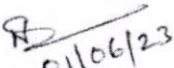

(लखन राम नायक)
अवर सचिव
ग्रामीण विकास विभाग (पंचायती राज)
झारखण्ड सरकार


(एच0 के0 लोहानी)
अधीक्षण अभियंता
जल संसाधन विभाग
झारखण्ड सरकार


(राजकुमार)
संयुक्त सचिव
कृषि, पशुपालन एवं सहकारिता विभाग
झारखण्ड सरकार


(अबुबकर सिद्दीख पी0)
सचिव,
कृषि, पशुपालन एवं सहकारिता विभाग
झारखण्ड सरकार

ज्ञापक - म0नि0-11-उप यो0-77 (खण्ड-1)/2020-21/ 980 / मत्स्य/राँची, दिनांक 01/06/2023
प्रतिलिपि : अध्यक्ष, SLAMC-सह-सचिव, कृषि, पशुपालन एवं सहकारिता विभाग,
झारखण्ड सरकार एवं बैठक में उपस्थित सभी माननीय सदस्यों को दिनांक 26.05.2023 को
सम्पन्न बैठक की कार्यवाही सूचनार्थ प्रेषित।


01/06/23
निदेशक मत्स्य
झारखण्ड, राँची।

Demand Summary of Different Beneficiary & Non-Beneficiary Oriented Component under PMMSY for FY 2023-24

S.No.	Name Of the Component	Unit Cost	Unit (No./Ha.)	Name of the District	Category (Beneficiary nos.)							Amount Proposed for Sanction								
					General		ST	SC	Women		Total	General		ST		SC		Women		Total
1	2	3	4	5	6	7	8	9	10	Central	State	Central	State	Central	State	Central	State	Central	State	
				Dumka	0	1	0	4	5	0.00	0.00	5.04	3.36	0.00	0.00	20.16	13.44	25.20	16.80	
				Sahebganj	0	1	0	0	1	0.00	0.00	5.04	3.36	0.00	0.00	0.00	0.00	5.04	3.36	
				Gurulia	0	5	0	3	8	0.00	0.00	25.20	16.80	0.00	0.00	15.12	10.08	40.32	26.88	
				Simdega	0	1	0	1	2	0.00	0.00	5.04	3.36	0.00	0.00	5.04	3.36	8.40	5.60	
				Dhanbad	1	0	0	1	2	3.36	2.24	5.04	3.36	0.00	0.00	0.00	0.00	5.04	3.36	
				Pakur	0	1	0	0	1	0.00	0.00	5.04	3.36	0.00	0.00	5.04	3.36	8.40	5.60	
				Jamshedpur	1	0	0	1	2	3.36	2.24	5.04	3.36	0.00	0.00	5.04	3.36	8.40	5.60	
				Godda	0	0	0	0	13	0.00	0.00	0.00	0.00	0.00	0.00	65.52	43.68	65.52	43.68	
				Palamu	0	0	0	3	3	0.00	0.00	0.00	0.00	0.00	0.00	30.24	20.16	33.60	22.40	
				Giridih	1	0	0	6	7	3.36	2.24	0.00	0.00	0.00	0.00	20.16	13.44	23.52	15.68	
				Lohardaga	1	0	0	4	5	3.36	2.24	0.00	0.00	0.00	0.00	20.16	13.44	20.16	13.44	
				Deoghar	0	0	0	4	4	0.00	0.00	0.00	0.00	0.00	0.00	20.16	13.44	90.72	60.48	
				Bokaro	0	2	7	9	18	0.00	0.00	10.08	6.72	35.28	23.52	45.36	30.24	50.40	33.60	
				Koderna	0	1	4	5	10	0.00	0.00	5.04	3.36	20.16	13.44	25.20	16.80	50.40	33.60	
				Jamtara	0	0	0	1	1	0.00	0.00	0.00	0.00	0.00	0.00	5.04	3.36	5.04	3.36	
				Total	4	12	11	55	82	13.44	8.96	60.48	40.32	55.44	36.96	277.20	184.80	406.56	271.04	
4	Development of Ornamental and recreational Fisheries			Gumla	0	6	0	3	9	0.00	0.00	6.48	4.32	0.00	0.00	3.24	2.16	9.72	6.48	
				Koderna	0	0	0	1	1	0.00	0.00	0.00	0.00	0.00	0.00	1.08	0.72	1.08	0.72	
				Khunti	0	3	0	0	3	0.00	0.00	3.24	2.16	0.00	0.00	0.00	0.00	3.24	2.16	
				Total	0	9	0	4	13	0.00	0.00	9.72	6.48	0.00	0.00	4.32	2.88	14.04	9.36	
4.1	Backyard Ornamental fish Rearing unit(both Marine and Freshwater)	3.00	Nos.	Bokaro	0	0	0	1	1	0.00	0.00	0.00	0.00	0.00	0.00	9.00	6.00	9.00	6.00	
4.3	Integrated and Ornamental Fish(Unit and Rearing for Freshwater)	25.00	Nos.	Total	0	0	0	1	1	0.00	0.00	0.00	0.00	0.00	0.00	9.00	6.00	9.00	6.00	
5	Technology Infusion and Adaptation			Jamtara	1	0	0	0	1	6.00	4.00	0.00	0.00	0.00	0.00	0.00	0.00	6.00	4.00	
				Deoghar	0	0	0	2	2	0.00	0.00	0.00	0.00	0.00	0.00	15.00	10.00	15.00	10.00	
				Ranchi	0	0	0	1	1	0.00	0.00	0.00	0.00	0.00	0.00	7.50	5.00	7.50	5.00	
				Total	1	0	0	3	4	6.00	4.00	0.00	0.00	0.00	0.00	22.50	15.00	28.50	19.00	
5.1.1	Establishment of Large RAS 8 tanks of minimum 90 m ³ /tank capacity 40 ton /crop	50.00	Nos.	Palamu	1	1	0	1	3	12.00	8.00	18.00	12.00	0.00	0.00	18.00	12.00	48.00	32.00	
				Bokaro	0	0	0	1	1	0.00	0.00	0.00	0.00	0.00	0.00	18.00	12.00	18.00	12.00	
				Deoghar	0	0	0	2	2	0.00	0.00	0.00	0.00	0.00	0.00	36.00	24.00	36.00	24.00	
				Sahebganj	0	0	0	2	2	0.00	0.00	0.00	0.00	0.00	0.00	36.00	24.00	36.00	24.00	
				Total	1	1	0	6	8	12.00	8.00	18.00	12.00	0.00	0.00	108.00	72.00	138.00	92.00	
5.1.2	Establishment of Biofloc (50 tanks of 4m dia and 1.5 high) culture system	50.00	Nos.	Gurulia	0	4	0	2	6	0.00	0.00	36.00	24.00	0.00	0.00	18.00	12.00	54.00	36.00	
				Simdega	0	0	0	1	1	0.00	0.00	0.00	0.00	0.00	0.00	9.00	6.00	9.00	6.00	
				Palamu	1	0	0	3	5	6.00	4.00	0.00	0.00	27.00	18.00	9.00	6.00	42.00	28.00	
				Giridih	1	0	0	0	1	6.00	4.00	0.00	0.00	0.00	0.00	9.00	6.00	9.00	6.00	
				Deoghar	0	0	0	1	1	0.00	0.00	0.00	0.00	0.00	0.00	9.00	6.00	9.00	6.00	
				Dhanbad	0	0	0	3	3	0.00	0.00	0.00	0.00	0.00	0.00	9.00	6.00	9.00	6.00	
				Total	2	4	3	6	15	12.00	8.00	36.00	24.00	27.00	18.00	54.00	36.00	129.00	86.00	
5.2.1	Establishment of Medium RAS (with 6 tanks of minimum 30m ³ /tank capacity 10 ton /crop	25.00	Nos.	Total	2	4	3	6	15	12.00	8.00	36.00	24.00	27.00	18.00	54.00	36.00	129.00	86.00	

Demand Summary of Different Beneficiary & Non-Beneficiary Oriented Component under PMMSY for FY 2023-24

Amount Proposed for Sanction

S.No.	Name Of the Component	Unit Cost	Unit (No./Ha.)	Name of the District	Category (Beneficiary nos.)						Amount Proposed for Sanction													
					General	ST	SC	Women	Total	General	State	Central	ST	SC	Women	Total								
1	2	3	4	5	6	7	8	9	10	Central	State	Central	State	Central	State	Central	State	Central	State					
					Gurula	0	100	0	40	140	0.00	0.00	108.00	72.00	0.00	0.00	43.20	28.80	151.20	100.80	86.40			
					Sinderga	0	80	0	40	120	0.00	0.00	86.40	57.60	0.00	0.00	43.20	28.80	129.60	86.40	1255.68			
					Seralkela	96	760	200	720	1776	69.12	46.08	820.80	547.20	216.00	144.00	777.60	518.40	1883.52	1152	288.00	11.52		
					Jamtara	0	4	0	12	16	0.00	0.00	4.32	2.88	0.00	0.00	12.96	8.64	17.28	11.52	432.00	288.00		
					Ranchi	0	100	240	60	400	0.00	0.00	108.00	72.00	259.20	172.80	64.80	43.20	432.00	201.60	241.92	151.28		
					Chaibasa	0	196	0	28	224	0.00	0.00	211.68	141.12	0.00	0.00	30.24	20.16	1209.60	806.40	806.40	28.80		
					Hazaribagh	0	160	240	720	1120	0.00	0.00	172.80	115.20	0.00	0.00	21.60	14.40	43.20	28.80	43.20	224.64		
					Palamu	0	20	0	20	40	0.00	0.00	21.60	14.40	0.00	0.00	25.92	17.28	194.40	129.60	311.04	207.36		
					Ramgarh	0	4	24	180	208	0.00	0.00	4.32	2.88	0.00	0.00	0.00	0.00	17.28	0.00	0.00	311.04		
					Dumka	0	288	0	288	288	0.00	0.00	311.04	207.36	198.72	132.48	311.04	207.36	514.08	342.72	328.32	218.88		
					Koderna	0	4	184	288	476	0.00	0.00	133.92	89.28	17.28	11.52	177.12	118.08	118.08	328.32	218.88	97.92	65.28	
					Bokaro	0	124	16	164	304	0.00	0.00	77.76	51.84	8.64	5.76	8.64	5.76	8.64	5.76	8.64	5.76	8.64	
Godda	4	72	8	8	92	2.88	1.92	77.76	51.84	8.64	5.76	8.64	5.76	8.64	5.76	8.64	5.76	8.64						
Total	100	1912	912	2280	5204	72.00	48.00	2064.96	1376.64	984.96	656.64	2462.40	1641.60	5584.32	3722.88	3722.88	3722.88	3722.88						
B. Infrastructure And Post Harvest Management																								
6.1 Construction of Cold Storages/ Ice Plants																								
6.1.1	Plant/Storage of min 10 ton capacity	40.00	Nos.	Dumka	0	0	0	2	2	0.00	0.00	0.00	0.00	0.00	0.00	0.00	0.00	28.80	19.20	28.80				
				Pakur	0	1	0	0	1	0.00	0.00	14.40	9.60	0.00	0.00	0.00	0.00	0.00	0.00	28.80	19.20	28.80		
				Palamu	0	0	0	2	2	0.00	0.00	0.00	0.00	0.00	0.00	0.00	0.00	0.00	0.00	14.40	9.60	14.40		
				Bokaro	0	0	0	1	1	0.00	0.00	0.00	0.00	0.00	0.00	0.00	0.00	0.00	0.00	14.40	9.60	14.40		
				Deoghar	0	0	0	1	1	0.00	0.00	0.00	0.00	0.00	0.00	0.00	0.00	0.00	0.00	14.40	9.60	14.40		
				Koderna	0	0	1	0	1	0.00	0.00	0.00	0.00	0.00	0.00	0.00	0.00	0.00	0.00	14.40	9.60	14.40		
				Godda	0	0	0	1	1	0.00	0.00	0.00	0.00	0.00	0.00	0.00	0.00	0.00	0.00	14.40	9.60	14.40		
				Total	0	1	1	7	9	0.00	0.00	14.40	9.60	14.40	9.60	14.40	9.60	14.40	9.60	14.40	100.80	67.20	129.60	86.40
				Palamu	0	0	0	1	1	0.00	0.00	0.00	0.00	0.00	0.00	0.00	0.00	0.00	0.00	0.00	28.80	19.20	28.80	19.20
				Koderna	0	0	0	1	1	0.00	0.00	0.00	0.00	0.00	0.00	0.00	0.00	0.00	0.00	0.00	28.80	19.20	28.80	19.20
				Pakur	0	0	0	1	1	0.00	0.00	0.00	0.00	0.00	0.00	0.00	0.00	0.00	0.00	0.00	28.80	19.20	28.80	19.20
				Total	0	0	0	3	3	0.00	0.00	0.00	0.00	0.00	0.00	0.00	0.00	0.00	0.00	0.00	86.40	57.60	86.40	57.60
				6.1.2	Plant/Storage of minimum 20-ton capacity	80.00	Nos.	Palamu	0	0	1	1	2	0.00	0.00	0.00	0.00	0.00	0.00	0.00	0.00	36.00	36.00	108.00
Total	0	0	0	1	1	0.00	0.00	0.00	0.00	0.00	0.00	0.00	0.00	0.00	0.00	0.00	36.00	36.00	108.00	72.00				
6.1.3	Plant/Storage of minimum 50-ton capacity	150.00	Nos.	Chaitra	1	0	0	0	1	6.00	4.00	0.00	0.00	0.00	0.00	0.00	0.00	9.00	6.00	27.00	18.00			
Total	0	0	1	1	1	6.00	4.00	0.00	0.00	6.00	4.00	0.00	0.00	0.00	0.00	0.00	9.00	6.00	27.00	18.00				
6.3	Refrigerated vehicles	25.00	Nos.	Pakur	0	0	1	1	1	0.00	0.00	0.00	0.00	0.00	0.00	0.00	0.00	9.00	6.00	27.00	18.00			
Total	0	0	0	1	1	0.00	0.00	0.00	0.00	0.00	0.00	0.00	0.00	0.00	0.00	0.00	9.00	6.00	27.00	18.00				

Handwritten mark

Handwritten mark

Handwritten mark

Demand Summary of Different Beneficiary & Non-Beneficiary Oriented Component under PMMSY for FY 2023-24

S.No.	Name Of the Component	Unit Cost	Unit (No./Ha.)	Name of the District	Category (Beneficiary nos.)										Amount Proposed for Sanction											
					General					ST					SC					Women					Total	
					General	ST	SC	Women	Total	Central	State	Central	State	Central	State	Central	State	Central	State	Central	State	Central	State			
1				5	6	7	8	9	10	0.54	0.36	4.86	3.24	1.35	0.90	0.54	0.36	7.29	4.86							
					3	18	5	2	28	0.90	0.60	2.43	1.62	0.00	0.00	0.00	0.54	0.36	3.87	2.58						
					5	9	0	2	16	0.36	0.24	0.54	0.36	0.54	0.36	0.54	0.36	0.54	0.36	1.98	1.32					
					2	2	2	2	8	0.54	0.36	1.08	0.72	4.05	2.70	0.54	0.36	0.54	0.36	6.21	4.14					
					3	4	15	2	24	1.26	0.84	0.54	0.36	0.00	0.00	0.81	0.54	0.54	0.36	2.61	1.74					
					7	2	0	3	12	1.62	1.08	0.81	0.54	1.35	0.90	0.81	0.54	0.54	0.36	4.59	3.06					
					9	3	5	3	20	0.00	0.00	0.27	0.18	0.00	0.00	0.81	0.54	0.54	0.36	1.08	0.72					
					0	1	0	3	4	0.00	0.00	0.27	0.18	0.54	0.36	0.27	0.18	0.27	0.18	1.53	1.02					
					1	2	2	1	6	0.18	0.12	0.54	0.36	0.54	0.36	0.54	0.36	0.54	0.36	1.71	1.14					
					1	2	2	0	8	0.90	0.60	0.54	0.36	0.27	0.18	0.00	0.00	0.00	0.00	3.15	2.10					
					5	2	1	0	8	0.18	0.12	1.35	0.90	0.54	0.36	0.54	0.36	0.54	0.36	3.42	2.28					
					1	5	2	4	12	0.18	0.48	1.89	1.26	0.81	0.54	0.36	0.54	0.36	0.00	0.00	2.79	1.86				
					1	5	2	0	14	0.72	0.24	0.54	0.36	0.54	0.36	0.54	0.36	0.54	0.36	3.60	2.40					
					4	7	3	0	14	0.36	0.24	1.35	0.90	0.27	0.18	0.27	0.18	0.27	0.18	2.79	1.86					
					2	2	2	5	11	0.36	0.24	1.35	0.90	0.27	0.18	0.27	0.18	0.27	0.18	2.79	1.86					
2	5	5	2	14	1.62	1.08	0.27	0.18	0.27	0.18	0.27	0.18	0.27	0.18	2.16	1.44										
9	1	1	5	9	0.54	0.36	0.00	0.00	0.00	0.00	0.27	0.18	0.27	0.18	1.26	0.84										
3	0	1	1	6	0.72	0.48	0.00	0.00	0.00	0.00	0.27	0.18	0.27	0.18	1.44	2.10										
4	0	1	1	6	0.72	0.48	0.00	0.00	0.00	0.00	0.27	0.18	0.27	0.18	1.44	2.10										
4	0	1	1	6	0.72	0.48	0.00	0.00	0.00	0.00	0.27	0.18	0.27	0.18	1.44	2.10										
4	0	1	1	6	0.72	0.48	0.00	0.00	0.00	0.00	0.27	0.18	0.27	0.18	1.44	2.10										
4	0	1	1	6	0.72	0.48	0.00	0.00	0.00	0.00	0.27	0.18	0.27	0.18	1.44	2.10										
5	2	2	5	14	0.90	0.60	0.54	0.36	0.54	0.36	0.54	0.36	0.54	0.36	3.33	2.22										
7	0	0	1	8	1.26	0.84	0.00	0.00	0.00	0.00	0.54	0.36	0.54	0.36	1.53	1.02										
2	0	0	1	8	0.36	0.24	0.00	0.00	0.00	0.00	1.62	1.08	0.54	0.36	2.52	1.68										
2	0	6	2	10	0.36	0.24	0.00	0.00	1.62	1.08	0.54	0.36	0.54	0.36	4.68	3.12										
2	7	5	4	18	0.36	0.24	1.89	1.26	1.35	0.90	1.08	0.72	0.54	0.36	6.516	43.44										
Total	80	72	59	57	268	14.40	9.60	19.44	12.96	15.93	10.62	15.39	10.26	65.16	43.44	0.05										
Dumka	0	0	2	0	2	0.00	0.00	0.00	0.00	0.07	0.05	0.00	0.00	0.07	0.10	0.06										
Sahebganj	1	1	0	1	3	0.02	0.02	0.04	0.02	0.00	0.00	0.04	0.02	0.10	0.30	0.20										
Chatra	5	0	2	3	10	0.12	0.08	0.00	0.00	0.07	0.05	0.11	0.07	0.30	1.36	0.90										
Pakur	22	4	1	18	45	0.53	0.35	0.14	0.10	0.04	0.02	0.04	0.02	0.10	0.10	0.06										
Palamu	1	0	1	1	3	0.02	0.02	0.00	0.00	0.04	0.02	0.04	0.02	0.10	0.41	0.27										
Ranchi	2	5	5	0	12	0.05	0.03	0.18	0.12	0.18	0.12	0.00	0.00	0.41	0.27	1.55										
Total	31	10	11	23	75	0.74	0.50	0.36	0.24	0.40	0.26	0.83	0.55	2.33	1.55											

Handwritten mark

Handwritten mark

Handwritten mark

Demand Summary of Different Beneficiary & Non-Beneficiary Oriented Component under PMMSY for Fy 2023-24

S.No.	Name Of the Component	Unit Cost	Unit (No./Ha.)	Name of the District	Category (Beneficiary nos.)							Amount Proposed for Sanction																	
					General		ST		SC		Women		General		ST		SC		Women		Total								
					6	7	8	9	10	Central	State	Central	State	Central	State	Central	State	Central	State	Central	State	Central	State						
6.7	Three wheeler with ice box including e-rickshaw for fish vending	3.00	Nos.	Bongaigaon	0	1	0	0	0	0	0.00	0.00	4.32	2.88	1.08	0.72	1.08	1.08	1.08	0.72	6.48	6.48							
					Latehar	0	4	1	1	6	0.00	0.00	0.00	0.00	11.88	7.92	4.32	2.88	1.08	0.72	1.08	1.08	2.88	2.88					
					Bokaro	4	20	11	4	39	2.88	1.92	21.60	14.40	2.16	1.44	1.08	0.72	1.08	1.08	1.08	0.72	4.32	4.32					
					Giridih	1	0	2	1	4	0.72	0.48	0.00	0.00	2.16	1.44	1.08	0.72	1.08	1.08	1.08	0.72	3.24	3.24					
					Deophar	0	0	0	3	3	0.00	0.00	0.00	0.00	0.00	0.00	0.00	0.00	0.00	0.00	0.00	0.00	0.00	0.00	0.00				
					Lohardaga	8	0	0	1	9	5.76	3.84	0.00	0.00	1.08	0.72	1.08	0.72	1.08	1.08	1.08	0.72	1.08	1.44	1.44				
					Koderma	0	0	1	2	3	0.00	0.00	0.00	0.00	5.40	3.60	2.16	1.44	1.08	0.72	1.08	1.08	1.44	1.44	1.44				
					Godda	0	1	5	2	8	0.00	0.00	1.08	0.72	5.40	3.60	2.16	1.44	1.08	0.72	1.08	1.08	1.44	1.44	1.44				
					Total	34	67	51	41	193	24.48	16.32	72.36	48.24	55.08	36.72	44.28	29.52	196.20	130.80	4.80	4.80	4.80	4.80	4.80				
					6.8	Live fish vending centres	20.00	Nos.	Bongaigaon	1	0	0	0	1	4.80	3.20	0.00	0.00	0.00	0.00	0.00	0.00	0.00	0.00	0.00	0.00	4.80		
										Sahibganj	0	0	0	0	1	0.00	0.00	0.00	0.00	0.00	0.00	0.00	0.00	0.00	0.00	0.00	0.00	0.00	0.00
										Garhwa	0	0	0	1	1	0.00	0.00	0.00	0.00	0.00	0.00	0.00	0.00	0.00	0.00	0.00	0.00	0.00	0.00
										Latehar	0	0	0	1	1	0.00	0.00	0.00	0.00	0.00	0.00	0.00	0.00	0.00	0.00	0.00	0.00	0.00	0.00
										Giridih	0	0	0	1	1	0.00	0.00	0.00	0.00	0.00	0.00	0.00	0.00	0.00	0.00	0.00	0.00	0.00	0.00
										Dumka	0	0	0	1	1	0.00	0.00	0.00	0.00	0.00	0.00	0.00	0.00	0.00	0.00	0.00	0.00	0.00	0.00
Bokaro	0	0	0	1						1	0.00	0.00	0.00	0.00	0.00	0.00	0.00	0.00	0.00	0.00	0.00	0.00	0.00	0.00					
Chatra	0	0	0	1						1	0.00	0.00	0.00	0.00	0.00	0.00	0.00	0.00	0.00	0.00	0.00	0.00	0.00	0.00					
Total	1	0	0	0						7	4.80	3.20	0.00	0.00	0.00	0.00	0.00	0.00	0.00	0.00	0.00	0.00	0.00	0.00	48.00				

[Handwritten Signature]


[Handwritten Signature]

Demand Summary of Different Beneficiary & Non-Beneficiary Oriented Component under PIMSY for FY 2023-24

S.No.	Name Of the Component	Unit Cost	Unit (No./Ha.)	Name of the District	Category (Beneficiary nos.)										Amount Proposed for Sanction									
					General	ST	SC	Women	Total	General	State	ST	SC	Women	Total	General	State	ST	SC	Women	Total			
6.9	Fish Feed Mills				Sahelganj	0	0	0	1	1	0.00	0.00	0.00	0.00	0.00	0.00	0.00	0.00	10.80	7.20	10.80	7.20	21.60	14.40
					Gumla	0	1	0	1	2	0.00	0.00	10.80	7.20	0.00	0.00	0.00	0.00	10.80	7.20	10.80	7.20	21.60	14.40
					Simdega	0	0	0	1	1	0.00	0.00	0.00	0.00	0.00	0.00	0.00	0.00	10.80	7.20	10.80	7.20	21.60	14.40
					Chatra	1	0	1	1	3	7.20	4.80	0.00	0.00	10.80	7.20	0.00	0.00	10.80	7.20	10.80	7.20	21.60	14.40
					Pakur	0	0	0	1	1	0.00	0.00	0.00	0.00	0.00	0.00	0.00	0.00	10.80	7.20	10.80	7.20	21.60	14.40
					Palamu	0	1	0	1	2	0.00	0.00	10.80	7.20	0.00	0.00	0.00	0.00	10.80	7.20	10.80	7.20	21.60	14.40
					Koderma	0	0	1	0	1	0.00	0.00	0.00	0.00	10.80	7.20	0.00	0.00	10.80	7.20	10.80	7.20	21.60	14.40
					Seraikela	0	0	0	1	1	0.00	0.00	0.00	0.00	0.00	0.00	0.00	0.00	10.80	7.20	10.80	7.20	21.60	14.40
					Total	1	2	2	7	12	7.20	4.80	21.60	14.40	21.60	14.40	0.00	0.00	36.00	24.00	36.00	24.00	72.00	48.00
6.9.2	Medium mills of production capacity of 8 ton/day	100.00	Nos.		Deoghar	0	0	0	1	1	0.00	0.00	0.00	0.00	0.00	0.00	0.00	36.00	24.00	36.00	24.00	72.00	48.00	
					Lohardaga	0	0	0	1	1	0.00	0.00	0.00	0.00	0.00	0.00	0.00	0.00	36.00	24.00	36.00	24.00	72.00	48.00
					Pakur	0	0	0	1	1	0.00	0.00	0.00	0.00	0.00	0.00	0.00	0.00	36.00	24.00	36.00	24.00	72.00	48.00
					Total	0	0	0	4	4	0.00	0.00	0.00	0.00	0.00	0.00	0.00	0.00	144.00	96.00	144.00	96.00	288.00	192.00
6.9.3	Large mills of production capacity of 20 ton/day	200.00	Nos.		Ranchi	0	0	0	1	1	0.00	0.00	0.00	0.00	0.00	0.00	0.00	0.00	72.00	48.00	72.00	48.00	144.00	96.00
					Total	0	0	0	1	1	0.00	0.00	0.00	0.00	0.00	0.00	0.00	0.00	72.00	48.00	72.00	48.00	144.00	96.00
7	Markets and Marketing Infrastructure				Dumka	0	0	0	1	1	0.00	0.00	0.00	0.00	0.00	0.00	0.00	0.00	3.60	2.40	3.60	2.40	7.20	4.80
					Gumla	0	2	0	1	3	0.00	0.00	7.20	4.80	0.00	0.00	0.00	0.00	3.60	2.40	3.60	2.40	7.20	4.80
					Deoghar	0	0	0	1	1	0.00	0.00	0.00	0.00	0.00	0.00	0.00	0.00	3.60	2.40	3.60	2.40	7.20	4.80
					Chatra	0	0	0	1	1	0.00	0.00	0.00	0.00	0.00	0.00	0.00	0.00	3.60	2.40	3.60	2.40	7.20	4.80
					Total	0	2	0	4	6	0.00	0.00	7.20	4.80	0.00	0.00	0.00	0.00	14.40	9.60	14.40	9.60	28.80	19.20
7.2	Construction of fish kiosks including kiosks of aquarium/ornamental fish	10.00	Nos.		Ranchi	1	0	0	0	1	6.00	4.00	0.00	0.00	0.00	0.00	0.00	0.00	0.00	0.00	0.00	0.00	0.00	0.00
7.4	E-Platform for E trading and E-Marketing of Fish & Fisheries product	25.00	Nos.		Total	1	0	0	0	1	6.00	4.00	0.00	0.00	0.00	0.00	0.00	0.00	0.00	0.00	0.00	0.00	0.00	0.00
9	Aquatic health management				Giridih	0	0	0	1	1	0.00	0.00	0.00	0.00	0.00	0.00	0.00	0.00	9.00	6.00	9.00	6.00	18.00	12.00
9.1	Establishment of Disease diagnostic and quality testing labs	25.00	Nos.		Total	0	0	0	1	1	0.00	0.00	0.00	0.00	0.00	0.00	0.00	0.00	9.00	6.00	9.00	6.00	18.00	12.00
11	Strengthening of Sarey and Security fishermen				Koderma	9	1	9	8	27	1.08	0.72	0.18	0.12	1.62	1.08	1.44	0.96	1.44	0.96	4.32	2.88		
					Total	9	1	9	8	27	1.08	0.72	0.18	0.12	1.62	1.08	1.44	0.96	1.44	0.96	4.32	2.88		
11.2.2	Providing boats and Dengl for the traditional fishermen	0.50 and 0.80	Nos.		Koderma	2	0	5	8	15	0.38	0.26	0.00	0.00	1.44	0.96	2.30	1.54	2.30	1.54	4.13	2.75		
					Total	2	0	5	8	15	0.38	0.26	0.00	0.00	1.44	0.96	2.30	1.54	2.30	1.54	4.13	2.75		
	Sub Total				Total	297	2191	1108	2721	6317	236.81	157.87	2591.64	1727.76	1358.41	905.60	4289.92	2859.95	8476.78	5651.18				

Demand Summary of Different Beneficiary & Non-Beneficiary Oriented Component under PMMSY for FY 2023-24

S.No.	Name Of the Component	Unit Cost	Unit (No./Ha.)	Name of the District	Category (Beneficiary nos.)					Total	Amount Proposed for Sanction					Total							
					General	ST	SC	Women	Total		General	State	Central	ST	State	Central	SC	State	Central	Women	State	Central	State
1	2	3	4	5	6	7	8	9	10	Central	State	Central	State	Central	State	Central	State	Central	State	Central	State		
Non-Beneficiary Component Under PMMSY for 2023-24																							
A Enhancement of Production and Productivity																							
1 Development of inland Fisheries and Aquaculture																							
All Over State																							
14.1	Insurance coverage for 1,55,000 fishers	156.75	Nos.																			94.0500	62.7000
				Sub Total	0	0	0	0	0	0.00	0.00	0.00	0.00	0.00	0.00	0.00	0.00	0.00	0.00	0.00	94.0500	62.7000	
				Grand Total	297	2191	1108	2721	6317	236.81	157.87	2591.64	1727.76	1358.41	905.60	4289.92	2859.95	8570.83	5713.88				


 Director Fisheries
 Jharkhand, Ranchi

21 15

Proposal for different components under PMMSY 2023-24

(Date:- 26/05/2023)

(Rs. in lakh)

Sl. No.	Name of the Component	Unit Cost	Unit (No./Ha.)	Category	Units Proposed	Total Project Cost	Eligible Govt. Subsidy		Beneficiary Share
							Central Share	State Share	
1	2	3	4	5	6	7	8	9	10
A ENHANCEMENT OF PRODUCTION AND PRODUCTIVITY									
1 Development of Inland Fisheries and Aquaculture									
1.1	Establishment of New Freshwater Carp Hatcheries	25.00	Ha	General	1	25.00	6.0	4.0	15.00
				ST	0	0.00	0.0	0.0	0.00
				SC	0	0.00	0.00	0.0	0.00
				Women	9	225.00	81.00	54.00	90.00
				Total	10	250.00	87.00	58.00	105.00
1.3	Construction of New rearing Ponds (Nursery/ Seed rearing ponds)	7.00	Ha	General	1	7.00	1.68	1.12	4.20
				ST	10	70.00	25.2	16.8	28.00
				SC	5	35.00	12.60	8.4	14.00
				Women	18	126.00	45.36	30.24	50.40
				Total	34	238.00	84.84	56.56	96.60
1.4	Construction of New Grow-out Ponds	7.00	Ha	General	7	49.00	11.76	7.84	29.40
				ST	26	182.00	65.52	43.68	72.80
				SC	14	98.00	35.28	23.52	39.20
				Women	32	224.00	80.64	53.76	89.60
				Total	79	553.00	193.20	128.80	231.00
1.5	Inputs for fresh water aquaculture including composite fish culture Scampi, Pangasius, Tilapia etc.	4.00	Ha	General	7	28.00	6.72	4.48	16.80
				ST	26	104.00	37.44	24.96	41.60
				SC	14	56.00	20.16	13.44	22.40
				Women	32	128.00	46.08	30.72	51.20
				Total	79	316.00	110.40	73.60	132.00
1.12	Construction of Biofloc Ponds for Freshwater areas including inputs of Rs. 4 lakhs /ha.	14.00	0.1 ha.	General	4	56.00	13.44	8.96	33.60
				ST	12	168.00	60.48	40.32	67.20
				SC	11	154.00	55.44	36.96	61.60
				Women	55	770.00	277.20	184.80	308.00
				Total	82	1148.00	406.56	271.04	470.40
4 Development of ornamental and recreational fisheries									
4.1	Backyard Ornamental Fish Rearing Unit (both Marine and Fresh water)	3.00	Nos.	General	0	0.00	0.00	0.00	0.00
				ST	9	27.00	9.72	6.48	10.80
				SC	0	0.00	0.00	0.00	0.00
				Women	4	12.00	4.32	2.88	4.80
				Total	13	39.00	14.04	9.36	15.60
4.3	Intrgrated Ornamental fish (Unit breeding and Rearing for Freshwater Fish)	25.00	Nos.	General	0	0.00	0.00	0.00	0.00
				ST	0	0.00	0.00	0.00	0.00
				SC	0	0.00	0.00	0.00	0.00
				Women	1	25.00	9.00	6.00	10.00
				Total	1	25.00	9.00	6.00	10.00
5 Technology infusion and adaptation									
5.1.1	Establishment of Large RAS (with 8 tanks of minimum 90 m3 per tank capacity 40 ton/crop)	50.00	Nos.	General	1	50.00	6.00	4.00	40.00
				ST	0	0.00	0.00	0.00	0.00
				SC	0	0.00	0.00	0.00	0.00
				Women	3	150.00	22.50	15.00	112.50
				Total	4	200.00	28.50	19.00	152.50
5.1.2	Establishment of Biofloc (50 tanks of 4 m dia and 1.5 high) Culture System	50.00	Nos.	General	1	50.00	12.00	8.00	30.00
				ST	1	50.00	18.00	12.00	20.00
				SC	0	0.00	0.00	0.00	0.00
				Women	6	300.00	108.00	72.00	120.00
				Total	8	400.00	138.00	92.00	170.00
5.2.1	Establishment of Medium RAS (with 6 tanks of minimum 30 m3 per tank capacity 10 ton/crop)	25.00	Nos.	General	2	50.00	12.00	8.00	30.00
				ST	4	100.00	36.00	24.00	40.00
				SC	3	75.00	27.00	18.00	30.00
				Women	6	150.00	54.00	36.00	60.00
				Total	15	375.00	129.00	86.00	160.00
5.2.2	Biofloc Culture System (25 tanks of 4 m dia and 1.0 m high)	25.00	Nos.	General	2	50.00	12.00	8.00	30.00
				ST	7	175.00	63.00	42.00	70.00
				SC	4	100.00	36.00	24.00	40.00
				Women	21	525.00	189.00	126.00	210.00
				Total	34	850.00	300.00	200.00	350.00
5.3.1	Establishment of Small RAS (with 1 tank of 100 m3 per tank capacity)	7.50	Nos.	General	0	0.00	0.00	0.00	0.00
				ST	9	67.50	24.30	16.20	27.00
				SC	0	0.00	0.00	0.00	0.00
				Women	14	105.00	37.80	25.20	42.00
				Total	23	172.50	62.10	41.40	69.00
				General	10	75.00	18.00	12.00	45.00

[Handwritten signature]

[Handwritten signature]

[Handwritten signature]

22/16

Proposal for different components under PMMSY 2023-24

(Date:- 26/05/2023)

(Rs. in lakh)

Sl. No.	Name of the Component	Unit Cost	Unit (No./Ha.)	Category	Units Proposed	Total Project Cost	Eligible Govt. Subsidy		Beneficiary Share
							Central Share	State Share	
1	2	3	4	5	6	7	8	9	10
5.3.2	Establishment of Biofloc (7 tanks of 4m dia and 1.5 high) culture system	7.50	Nos.	ST	19	142.50	51.30	34.20	57.00
				SC	5	37.50	13.50	9.00	15.00
				Women	64	480.00	172.80	115.20	192.00
				Total	98	735.00	255.60	170.40	309.00
5.4	Establishment of Backyard mini RAS	0.50	Nos.	General	1	0.50	0.12	0.08	0.30
				ST	1	0.50	0.18	0.12	0.20
				SC	0	0.00	0.00	0.00	0.00
				Women	1	0.50	0.18	0.12	0.20
Total	3	1.50	0.48	0.32	0.70				
5.5	Installation of Cages in Reservoirs	3.00	Nos.	General	100	300.00	72.00	48.00	180.00
				ST	1912	5736.00	2064.96	1376.64	2294.40
				SC	912	2736.00	984.96	656.64	1094.40
				Women	2280	6840.00	2462.40	1641.60	2736.00
Total	5204	15612.00	5584.32	3722.88	6304.80				
B. INFRASTRUCTURE AND POST-HARVEST MANAGEMENT									
6 Post harvest and cold chain infrastructure									
6.1 Construction of Cold Storages/Ice Plants									
6.1.1	Construction of Cold Storage/ Ice Plant (minimum 10- ton production capacity)	40.00	Nos.	General	0	0.00	0.00	0.00	0.00
				ST	1	40.00	14.40	9.60	16.00
				SC	1	40.00	14.40	9.60	16.00
				Women	7	280.00	100.80	67.20	112.00
Total	9	360.00	129.60	86.40	144.00				
6.1.2	Construction of Cold Storage/ Ice Plant (minimum 20- ton production capacity)	80.00	Nos.	General	0	0.00	0.00	0.00	0.00
				ST	0	0.00	0.00	0.00	0.00
				SC	0	0.00	0.00	0.00	0.00
				Women	3	240.00	86.40	57.60	96.00
Total	3	240.00	86.40	57.60	96.00				
6.1.3	Construction of Cold Storage/ Ice Plant (minimum 50- ton production capacity)	150.00	Nos.	General	0	0.00	0.00	0.00	0.00
				ST	0	0.00	0.00	0.00	0.00
				SC	1	150.00	54.00	36.00	60.00
				Women	1	150.00	54.00	36.00	60.00
Total	2	300.00	108.00	72.00	120.00				
6.3	Refrigerated vehicles	25.00	Nos.	General	1	25.00	6.00	4.00	15.00
				ST	0	0.00	0.00	0.00	0.00
				SC	1	25.00	9.00	6.00	10.00
				Women	4	100.00	36.00	24.00	40.00
Total	6	150.00	51.00	34.00	65.00				
6.5	Motor cycle with Ice box	0.75	Nos.	General	80	60.00	14.40	9.60	36.00
				ST	72	54.00	19.44	12.96	21.60
				SC	59	44.25	15.93	10.62	17.70
				Women	57	42.75	15.39	10.26	17.10
Total	268	201.00	65.16	43.44	92.4				
6.6	Cycle with Ice boxes	0.10	Nos.	General	31	3.10	0.74	0.50	1.9
				ST	10	1.00	0.36	0.24	0.40
				SC	11	1.10	0.40	0.26	0.44
				Women	23	2.30	0.83	0.55	0.92
Total	75	7.50	2.33	1.55	3.62				
6.7	Three wheeler with Ice Box including e-rickshaws for fish vending	3.00	Nos.	General	34	102.00	24.48	16.32	61.20
				ST	67	201.00	72.36	48.24	80.40
				SC	51	153.00	55.08	36.72	61.20
				Women	41	123.00	44.28	29.52	49.20
Total	193	579.00	196.20	130.80	252.00				
6.8	Live Fish vending centres	20.00	Nos.	General	1	20.00	4.80	3.20	12.00
				ST	0	0.00	0.00	0.00	0.00
				SC	0	0.00	0.00	0.00	0.00
				Women	6	120.00	43.20	28.80	48.00
Total	7	140.00	48.00	32.00	60.00				
6.9 Fish Feed Mills									
6.9.1	Mini Mills of production capacity of 2 ton/day	30.00	Nos.	General	1	30.00	7.20	4.80	18.00
				ST	2	60.00	21.60	14.40	24.00
				SC	2	60.00	21.60	14.40	24.00
				Women	7	210.00	75.60	50.40	84.00
Total	12	360.00	126.00	84.00	150.00				
	Medium Mills of production			General	0	0.00	0.00	0.00	0.00
				ST	0	0.00	0.00	0.00	0.00

de

de

de

23/17

Proposal for different components under PMMSY 2023-24

(Date:- 26/05/2023)

(Rs. in lakh)

Sl. No.	Name of the Component	Unit Cost	Unit (No./Ha.)	Category	Units Proposed	Total Project Cost	Eligible Govt. Subsidy		Beneficiary Share
							Central Share	State Share	
1	2	3	4	5	6	7	8	9	10
6.9.2	Medium mills of production capacity of 8 ton/day	100.00	Nos.	SC	0	0.00	0.00	0.00	0.00
				Women	4	400.00	144.00	96.00	160.00
				Total	4	400.00	144.00	96.00	160.00
6.9.3	Large mills of production capacity of 20 ton/day	200.00	Nos.	General	0	0.00	0.00	0.00	0.00
				ST	0	0.00	0.00	0.00	0.00
				SC	0	0.00	0.00	0.00	0.00
				Women	1	200.00	72.00	48.00	80.00
Total	1	200.00	72.00	48.00	80.00				
7	Markets and marketing infrastructure								
7.2	Construction of fish Kiosks including Kiosks of aquarium/ ornamental fish	10.00	Nos.	General	0	0.00	0.00	0.00	0.00
				ST	2	20.00	7.20	4.80	8.00
				SC	0	0.00	0.00	0.00	0.00
				Women	4	40.00	14.40	9.60	16.00
				Total	6	60.00	21.60	14.40	24.00
7.4	E- Platform for E trading and E- Marketing of Fish & Fisheries product	25.00	Nos.	General	1	25.00	6.00	4.00	15.00
				ST	0	0.00	0.00	0.00	0.00
				SC	0	0.00	0.00	0.00	0.00
				Women	0	0.00	0.00	0.00	0.00
Total	1	25.00	6.00	4.00	15.00				
9	Aquatic health management								
9.1	Establishment of Disease diagnostic and quality testing labs	25.00	Nos.	General	0	0.00	0.00	0.00	0.00
				ST	0	0.00	0.00	0.00	0.00
				SC	0	0.00	0.00	0.00	0.00
				Women	1	25.00	9.00	6.00	10.00
				Total	1	25.00	9.00	6.00	10.00
11	Strengthening of Safety and Security fishermen								
11.2.2	Providing boats for the traditional fishermen	0.50	Nos.	General	9	4.50	1.08	0.72	2.70
				ST	1	0.50	0.18	0.12	0.20
				SC	9	4.50	1.62	1.08	1.80
				Women	8	4.00	1.44	0.96	1.60
				Total	27	13.50	4.32	2.88	6.30

[Signature]

[Signature]

[Signature]

(24) (18)

Proposal for different components under PMMSY 2023-24

(Date:- 26/05/2023)

(Rs. in lakh)

Sl. No.	Name of the Component	Unit Cost	Unit (No./Ha.)	Category	Units Proposed	Total Project Cost	Eligible Govt. Subsidy		Beneficiary Share
							Central Share	State Share	
1	2	3	4	5	6	7	8	9	10
	Providing Dengi for the traditional fishermen	0.80	Nos.	General	2	1.60	0.38	0.26	0.96
				ST	0	0.00	0.00	0.00	0.00
				SC	5	4.00	1.44	0.96	1.60
				Women	8	6.40	2.30	1.54	2.56
				Total	15	12.00	4.13	2.75	5.12
Total				General	297	1011.7	236.81	157.87	617.02
				ST	2191	7199	2591.64	1727.76	2879.60
				SC	1108	3773.35	1358.41	905.60	1509.34
				Women	2721	12003.95	4289.92	2859.95	4854.08
				Total	6317	23988.00	8476.78	5651.18	9860.04

skw

Ch.

92
26/5/23
Director Fisheries
Jharkhand, Ranchi

19
25

Categorywise Tentative Demand Summary of Beneficiary Oriented Activities under Centrally Sponsored Components of PMMSY for 2023-24

(Rs. in Lakh)

Sl. No	Category	Total cost	Gol Share	State Share	Beneficiary Share
1	2	3	4	5	6
1	GEN	1011.70	236.81	157.87	617.02
2	ST	7199.00	2591.64	1727.76	2879.60
3	SC	3773.35	1358.41	905.60	1509.34
4	WOMEN	12003.95	4289.92	2859.95	4854.08
Sub Total (A)		23988.00	8476.78	5651.18	9860.04

Tentative Demand Summary of Non-Beneficiary Oriented Components under PMMSY proposed in FY 2021-22, 2022-23 & Revalidated for FY 2023-24

(Rs. in Lakh)

Sl. No	Name of Activity	Total cost	Gol Share	State Share	Beneficiary Share
1	2	3	4	5	6
A	ENHANCEMENT OF FISH PRODUCTION AND PRODUCTIVITY				
1	Development of Inland Fisheries and Aquaculture				
1.1	Establishment of Brood Banks	500.00	300.00	200.00	0.00
Sub Total		500.00	300.00	200.00	0.00
1.3	Integrated Aqua park (IAPs)	5000.00	3000.00	2000.00	0.00
		10000.00	6000.00	4000.00	0.00
Sub Total		15000.00	9000.00	6000.00	0.00
7	Aquatic Health Management				
7.1	Establishment of disease diagnostic & quality testing lab.	25.00	15.00	10.00	0.00
Sub Total		25.00	15.00	10.00	0.00
14.2	Insurance coverage for 1,65,000 fishers	156.79	94.0500	62.7000	0.00
Sub Total (B)		156.79	94.05	62.70	0.00
Govt. Sector Total		15681.79	9409.05	6272.70	0.00
Grand Total		39669.79	17885.83	11923.88	9860.04
18.1 (Chapter-1)	Administrative Expenses (@ 2.5%)*	0.000	447.146	0.000	0.000
TOTAL CENTRAL SHARE		0.000	18332.976	0.000	0.000

* The Administrative Expenses to be divided among Gol, NFDB and the State.

AD
26/5/23
Director Fisheries
Jharkhand, Ranchi